









  
the envelope 

  
the dog 

  
the wardrobe 

  
the cup 

  
the house 

  
the frog 

# The square


the story 



L

I`m the very sad square.  
I feel so boring!  
I`m only a square - nothing else.  
I want to be something else.  
I`m very sad!

[Go on!](#)

back to start 

The square went to bed and that night.....

... it had a surprising dream :

A lovely little boy began to fold it.


And - one, two, three - the square turned into ...




[Go on!](#)

back to start







# an envelope




[Go on!](#)

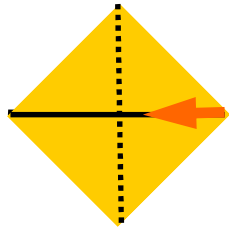
back to the story 

back to start 

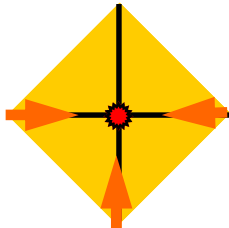





Fold one of the four corners of your square to the opposite corner, then unfold.



Repeat using the other corner. Open it up into a square again.



Fold three corners to the red centre point.



Fold the fourth corner over the other three and the centre point down to the yellow point.

Fold here !

Now you have an envelope !



You can write a letter



and send it to your best friend.

[Go on!](#)

back to the story



back to start








a dog



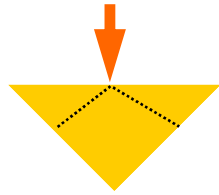
[Go on!](#)

back to the story 

back to start 



Fold one corner of the square over.  
Now you have a triangle !





Fold the triangle in half and mark  
the middle.  
Fold over two small triangles (away  
from the middle line) to make the  
dog`s pointy ears.




Put a face on your dog !


[Go on!](#)

back to the story 

back to start 



a wardrobe



[Go on!](#)

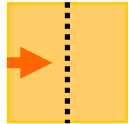
back to the story



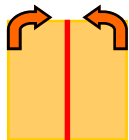
back to start








Fold the square in half. Then unfold.



Fold the opposite sides to the red centre line.



Now you have a wardrobe !

Open your wardrobe with a key and put some shirts and a pair of trousers into it.




[Go on!](#)

back to the story




back to start







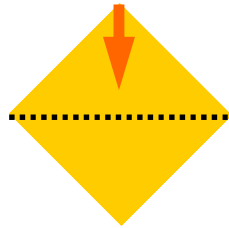
a cup




[Go on!](#)

back to the story   
back to start 

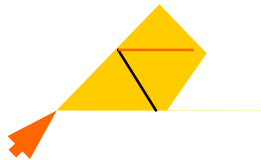




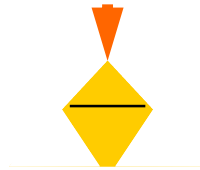
Fold one corner of the square over.  
Now you have a triangle !



Put the triangle on the table with the central fold pointing up ( like a tent).  
Fold one corner over to the top.




Then take the other corner and fold it to the opposite edge.



Fold **one** of the two top corners over the black dotted line.



Flip the piece over.  
Fold the other top corner in the same way.



Now you have a cup !

Try to fill something to drink in it.


[Go on!](#)

back to the story




back to start







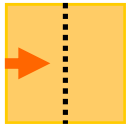
a house



[Go on!](#)

back to the story   
back to start 






Fold the square in half. Then unfold.



Put the square on the table  
with the red centre line pointing up.

Fold the two edges on top to the red center line.



Now you have a house !

If you like you can put windows,

a door



or other things in your

[Go on!](#)

back to the story




back to start








a frog




[Go on!](#)


back to the story   
back to start 




Fold a square into three long rectangles !



Draw eyes on the frog.



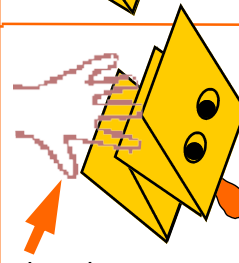
Fold the long rectangle into fours, making a „W“shape.



Cut out a long tongue from a piece of red paper and glue the end of it in the frog`s mouth.




This „W“shape will be the frog.



Put your thumb in the frog`s lower jaw and put your other fingers in the upper jaw. You now have a frog with a VERY big mouth.

thumb

[Go on!](#)



back to the story




back to start



In the morning the square woke up and was very excited.  
It looked around and saw all the beautiful things it had dreamt about.

The wardrobe,  
the house,  
the dog,  
the envelope,  
the cup and the frog.



[Go on!](#)

back to start

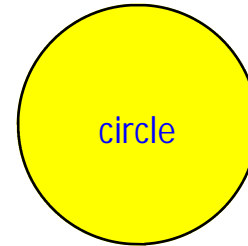
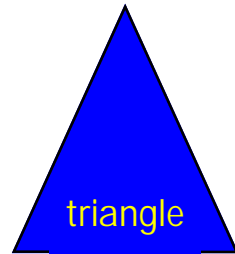






All the other shapes

- triangle - rectangle - circle -



looked at the square and clapped.

[Go on!](#)


back to start



Since then  
the very sad square  
was  
very happy !



It was so proud  
that it changed its  
colour into a  
**shiny red !**



back to start

